









Name: \_\_\_\_\_

Class Period: \_\_\_\_\_ Date: \_\_\_\_\_

**Scan to watch:**



**Instructions:** After watching the Reading Rhythm: Beats & Sightreading Pulses Video, fill out the rhythm chart below:

Note	Note Name Write the name of the note	Beats How many beats does it get in 4/4?	Pulses How many SR pulses does it get?	Rest **EXTRA CREDIT Draw its rest
				
				
				
				
				
				

**Instructions:** Draw in tick marks to show how many SIGHTREADING PULSES each of the notes gets (\*\*EXTRA CREDIT: Write the SR solfege/numbers under the notes)

Example 1:



Example 2:

